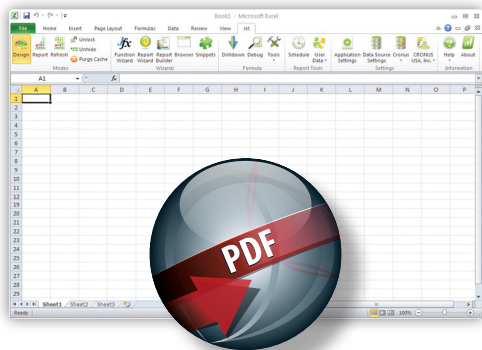




Any report. Any way. Right Now.™

## What's new in Jet Reports 2010



### Distributing Reports in Adobe PDF Format

“Providing an easy, secure way to share knowledge”

The Jet Reports Scheduler now allows you to automatically update and distribute reports as PDF attachments to e-mail on a daily, weekly or monthly basis.

PDF provides a safe and secure format for sharing knowledge inside and between organizations.

### Favorite Tables and Fields

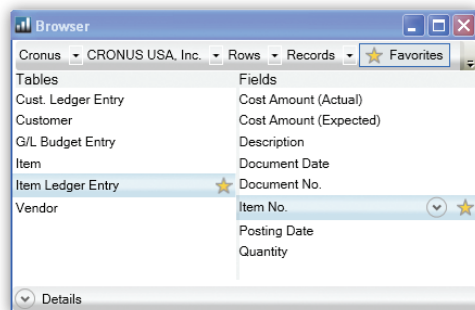
“Fast and easy tool for business users to create reports”

Wouldn't it be nice to be able to choose tables and fields in a database that are relevant to you and hide everything else? With Jet Reports 2010 you can.

With the click of a button you can select only tables and fields that are important to you and hide everything else. The favorites function allows you to focus only on the data you need so that you can generate reports more efficiently with less opportunity for error.

If you need to report on a field that is not in your favorites another mouse click is all it takes to reveal every table and field in your database.

Do you have report designers who are new to the database? Export your favorites list to help train and coach them.



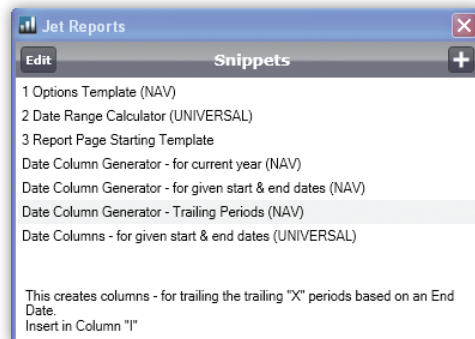
### Snippets

“A permanent clipboard for your Excel logic”

Don't reinvent your Excel logic – Reuse it! With the new Snippets tool you have a way to store a range of cells from Excel to reuse later – or to share with others.

Do you have a standard report header? Queries that you use frequently? Store them as Snippets. You'll have them handy to drag & drop every time you need them.

Snippets are easy to share – so you can make them available to colleagues or download ones you like from the collection on our community website.



Upgrading to Jet Reports 2010 is **FREE** for all users currently on annual enhancement plans.

go to [support.jetreports.com](http://support.jetreports.com) today for your free download.

GL Entry - Drilldown

Drag a column header here to group by that column.

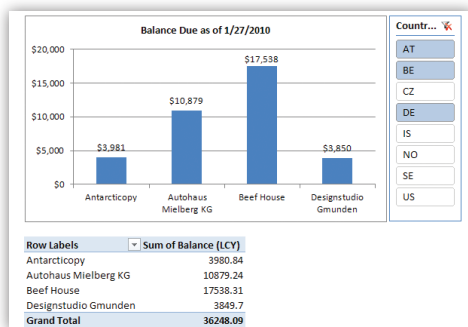
| Entry No. | Document No. | Amount     | Posting Date | G/L Account Name              | Gen. Prod. Group | Posting Group | Transaction No. | Debit Amt. |
|-----------|--------------|------------|--------------|-------------------------------|------------------|---------------|-----------------|------------|
| 42        | 2010-1       | -82797.48  | 3/1/2010     | Sales, Raw Materials - Dom.   |                  | RAW MAT       | 4               | 0          |
| 44        | 2010-1       | -244909.87 | 3/1/2010     | Sales, Raw Materials - EU     |                  | RAW MAT       | 6               | 0          |
| 168       | 2010-2       | -837802.73 | 3/1/2010     | Sales, Raw Materials - Dom.   |                  | RAW MAT       | 15              | 0          |
| 170       | 2010-2       | -50993.7   | 3/1/2010     | Sales, Raw Materials - EU     |                  | RAW MAT       | 15              | 0          |
| 172       | 2010-2       | -143661.29 | 3/1/2010     | Sales, Raw Materials - Export |                  | RAW MAT       | 15              | 0          |
| 306       | 2010-3       | -822307.6  | 3/1/2010     | Sales, Raw Materials - Dom.   |                  | RAW MAT       | 25              | 0          |
| 308       | 2010-3       | -173919.45 | 3/1/2010     | Sales, Raw Materials - Export |                  | RAW MAT       | 25              | 0          |
| 436       | 2010-4       | -614610.01 | 4/1/2010     | Sales, Raw Materials - Dom.   |                  | RAW MAT       | 25              | 0          |
| 438       | 2010-4       | -84149.53  | 4/1/2010     | Sales, Raw Materials - Export |                  | RAW MAT       | 25              | 0          |
| 560       | 2010-5       | -900977.02 | 5/1/2010     | Sales, Raw Materials - Dom.   |                  | RAW MAT       | 35              | 0          |
| 562       | 2010-5       | -11866.98  | 5/1/2010     | Sales, Raw Materials - Export |                  | RAW MAT       | 35              | 0          |

Record count: 30

## Personalized Grid Drilldown

“Personalize the drilldown into your data – on the fly”

With Jet Reports you can see the underlying data behind any number in a report. The new personalized grid drilldown in Jet Reports 2010 allows you to customize this drilldown experience so the data is presented in the format that works best for you. You can sort, filter and group records and hide or reorder columns of fields – all on the fly. See your data the way that you want.



## Table Queries

“A simple way to download data tables into Excel”

This powerful new feature allows you to quickly download a complete data table from your business database using a single query in Excel.

You can create Pivot Tables and Charts from your new table to spot trends and perform ad-hoc analysis.

Need to update the data in your table? Hit the Refresh button. All associated Pivot Tables and Charts will update automatically to display the latest data.

## Jet Reports 2010 also Includes:

- Compatibility with Microsoft Office 2010 64-bit edition (in addition to the 32-bit edition).
- Report Builder functionality for all data sources. The Report Builder incorporates a simple drag-and-drop interface that lets you combine data from multiple areas of your database into well formatted reports.
- Many more features to make building and running reports simpler than ever before.

Upgrading to Jet Reports 2010 is **FREE** for all users currently on annual enhancement plans.

go to [support.jetreports.com](http://support.jetreports.com) today for your free download.